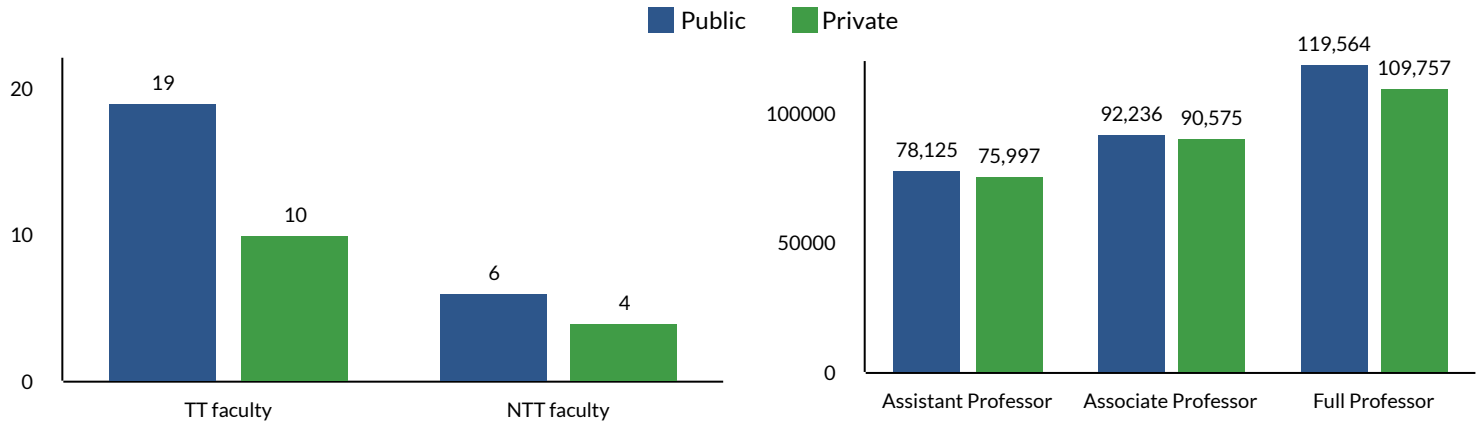


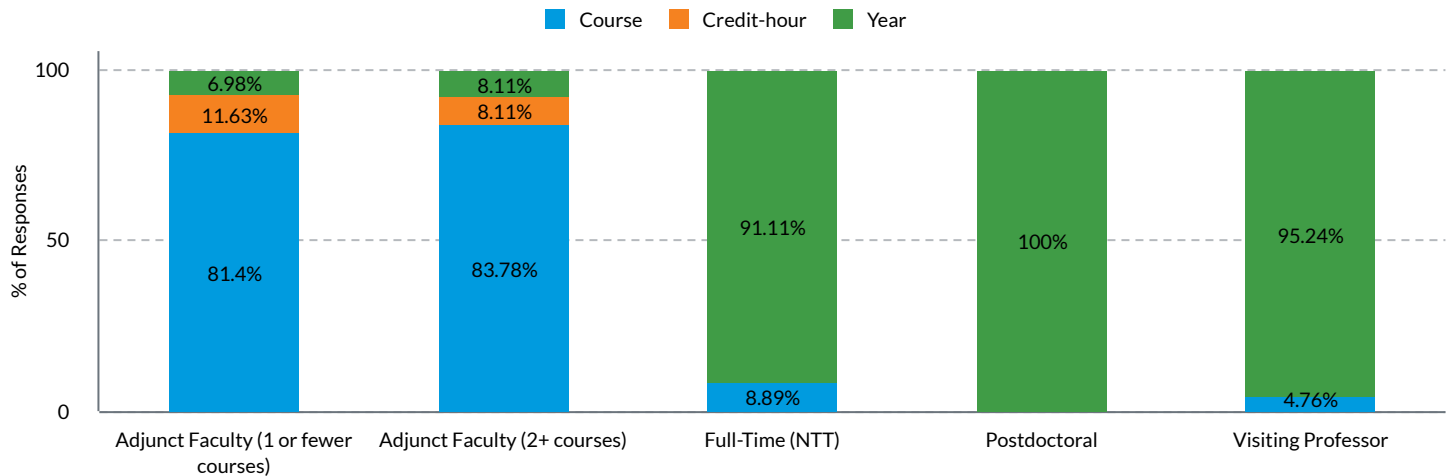
# Departmental Survey 2022-2023: Political Science Faculty and Salaries

As part of the yearly Departmental Survey, APSA asks political science departments about the number and type (tenured, tenure-track, non-tenured) of faculty they employ, as well as faculty salaries and benefits. Reported below are findings from the 2022-2023 departmental survey (191 responding institutions) regarding the number of political science faculty employed at public and private institutions, as well as information about the salaries of multiple ranks of tenure-track and non-tenure-track employees. For any questions, please contact us at [surveys@apsanet.org](mailto:surveys@apsanet.org).

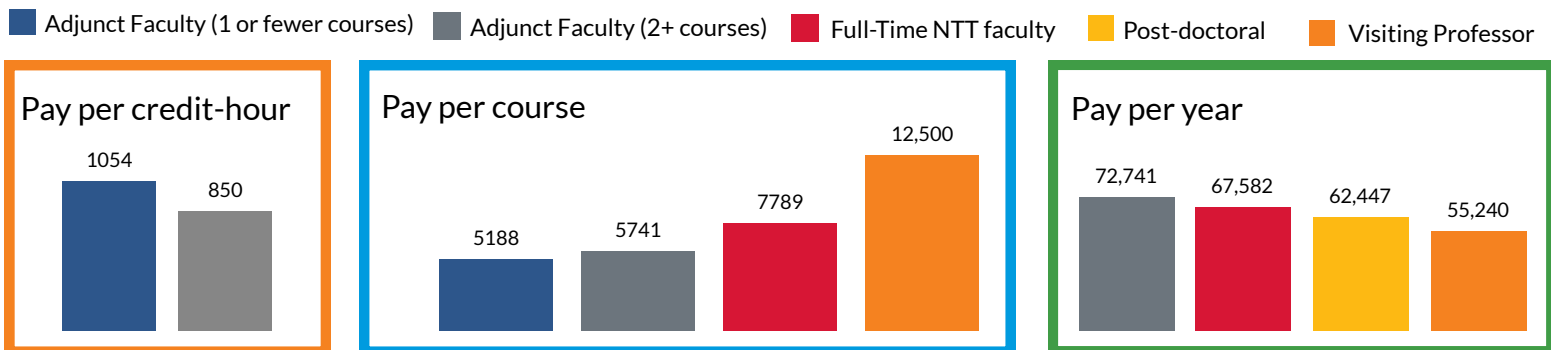
Figures 1 and 2:  
(1) Average Number of Faculty Employed and (2) Average Salary (USD/year) by Professor Rank



Figures 3 and 4  
(3) Share of Non-Tenured Faculty Paid by Course, Credit-hour, or Year



(4) Average Rate of Pay per Pay Term (USD)\*



\*Averages calculated only from salaries reported for that pay term and faculty rank. Note that not all respondents who entered a pay term for a given faculty rank also provided a salary estimate for that pay term. All values reported in USD.