

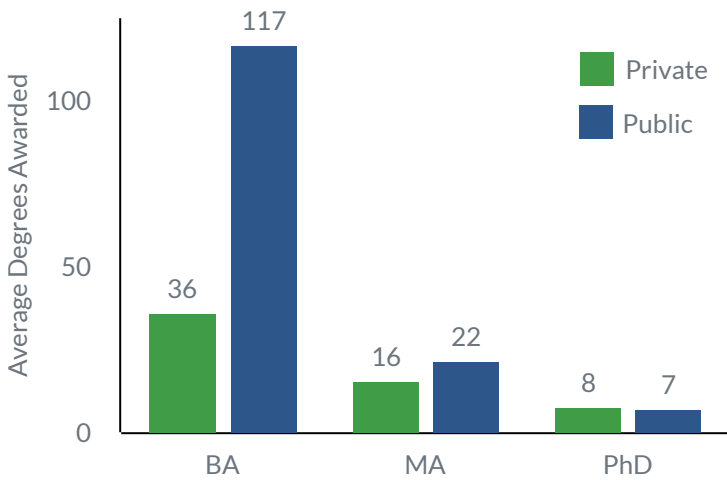
Departmental Survey 2022-2023: Political Science Degrees and Enrollments

ANA DIAZ, ALLISON MACDONALD | AMERICAN POLITICAL SCIENCE ASSOCIATION

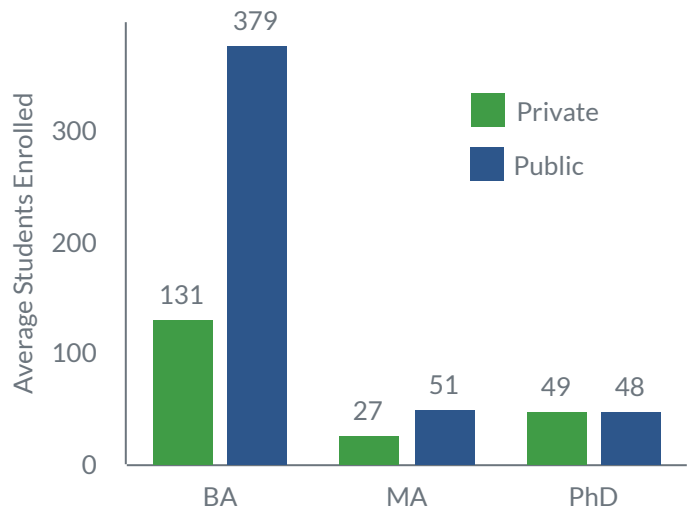
As part of the yearly Departmental Survey, APSA asks political science departments about their yearly enrollments, degrees awarded, curricula, and course requirements. Reported below are findings from the 2022-2023 departmental survey (191 responding institutions) regarding degrees and enrollments, as well as longitudinal information from the 2015-2016 through 2022-2023 departmental surveys about undergraduate enrollments and course requirements. For any questions, please contact us at surveys@apsanet.org.

Figures 1 and 2

(1) Degrees awarded by institution type (public/private) in the 2022-2023 academic year

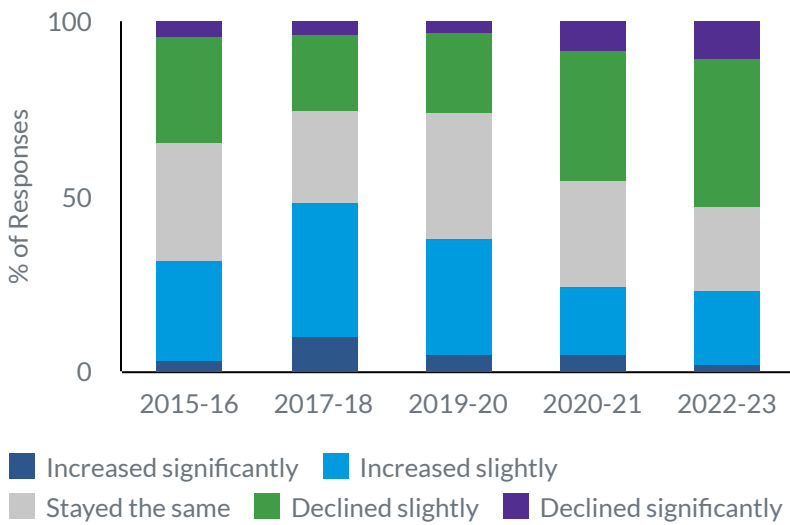


(2) Average enrollments in political science degree programs by institution type during the 2022-2023 academic year

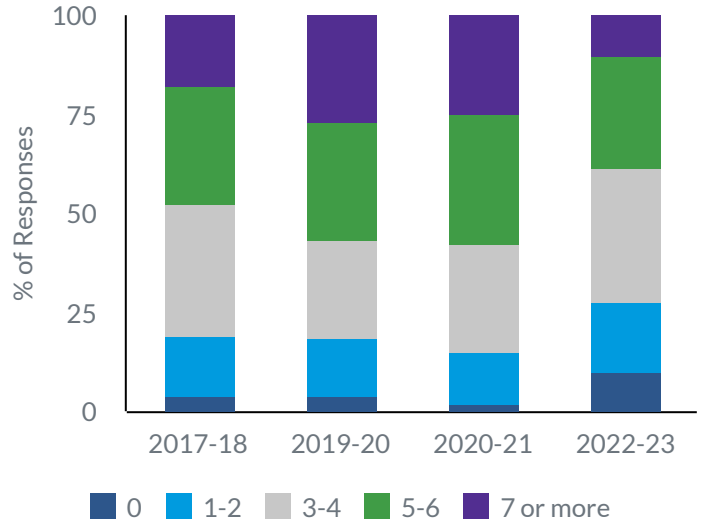


Figures 3 and 4: Longitudinal Data

(3) Change in undergraduate enrollments compared to previous academic year, 2015-16 to 2022-23



(4) Number of common political science courses required of all political science majors, 2017-18 to 2022-23



Post-2019, an increasing number of programs reported that enrollments in their undergraduate political science departments had declined slightly or significantly compared to the previous year. Meanwhile, the share of programs that require seven or more core political science courses for all majors has declined, with more than 10% of departments in 2022-23 reporting they have no political science courses that are required for all political science majors.