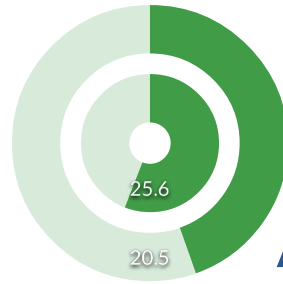


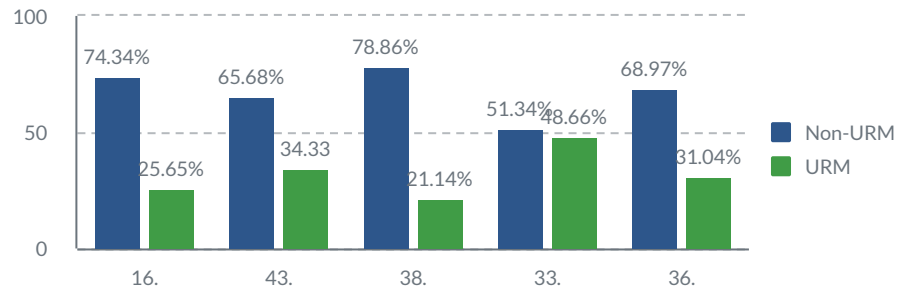
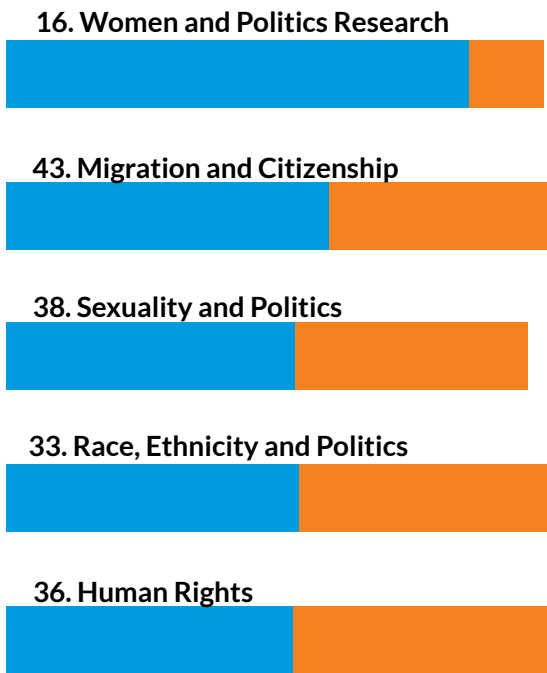
Gender, Race, and Ethnicity within APSA Organized Sections

Nearly 40% of membership identify as women; nearly 60% identify as men.

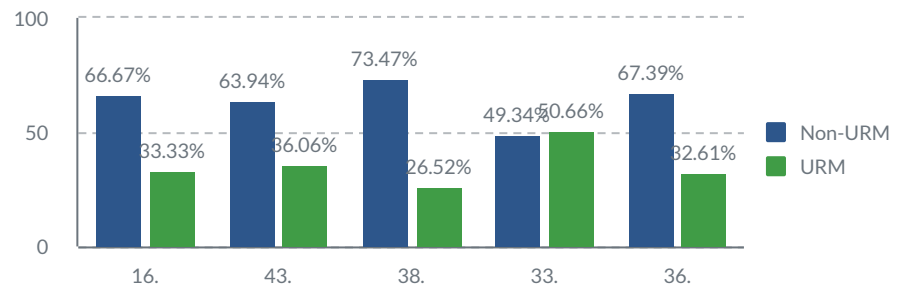


Over 25% of women in APSA are **women of color**.
Over 20% of men in APSA are **men of color**.

Race/ Ethnicity of Organized Sections with the Most Women

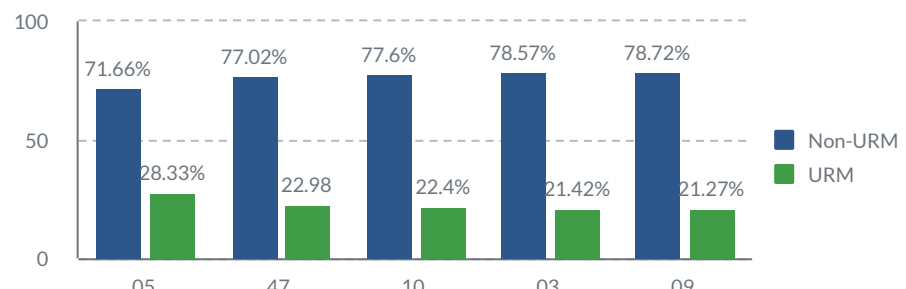


Race/ Ethnicity of Women Members

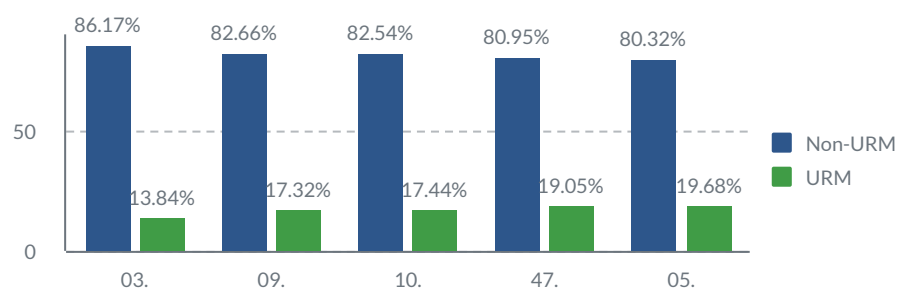


Race/ Ethnicity of Men Members

Race/ Ethnicity of Organized Sections with the Most Men



Race/ Ethnicity of Women Members



Race/ Ethnicity of Men Members

Data is reported in aggregate from APSA's membership database as of May 17th, 2023. Missing fields and those who selected, 'Prefer not to disclose' were not included in calculations. Percentages for "Other" are very small, and not included in this visualization. For more on APSA data, visit the Data on the Profession web page (<https://www.apsanet.org/RESOURCES/Data-on-the-Profession>).