

2023-2024 Departmental Survey: Faculty and Salaries

Between July and August 2025, APSA's Research Department conducted the second part of its annual Departmental Survey, gathering data on faculty numbers, salaries, and professional resources at political science departments nationwide. A preliminary analysis of 94 institutions is presented below, with a full analysis of the total sample to follow in an upcoming research brief. Early results suggest that faculty salaries shifted slightly from 2022-23, while the average number of faculty employed increased from 2022-23 across all faculty types. For any questions, please contact us at surveys@apsanet.org.

Figure 1: Responding Institutions by Institution and Department Type

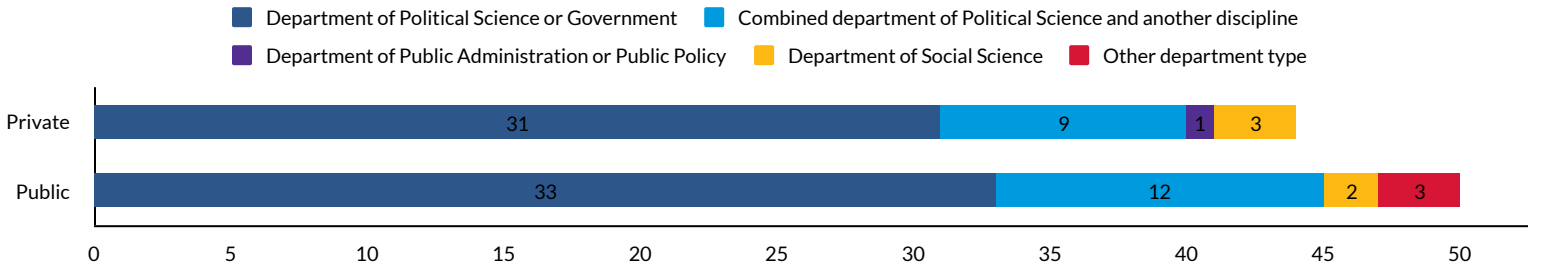


Figure 2-4: Average Number of Faculty by (2) Institution Type, (3) Tenure Status, and (4) Full-Time Status

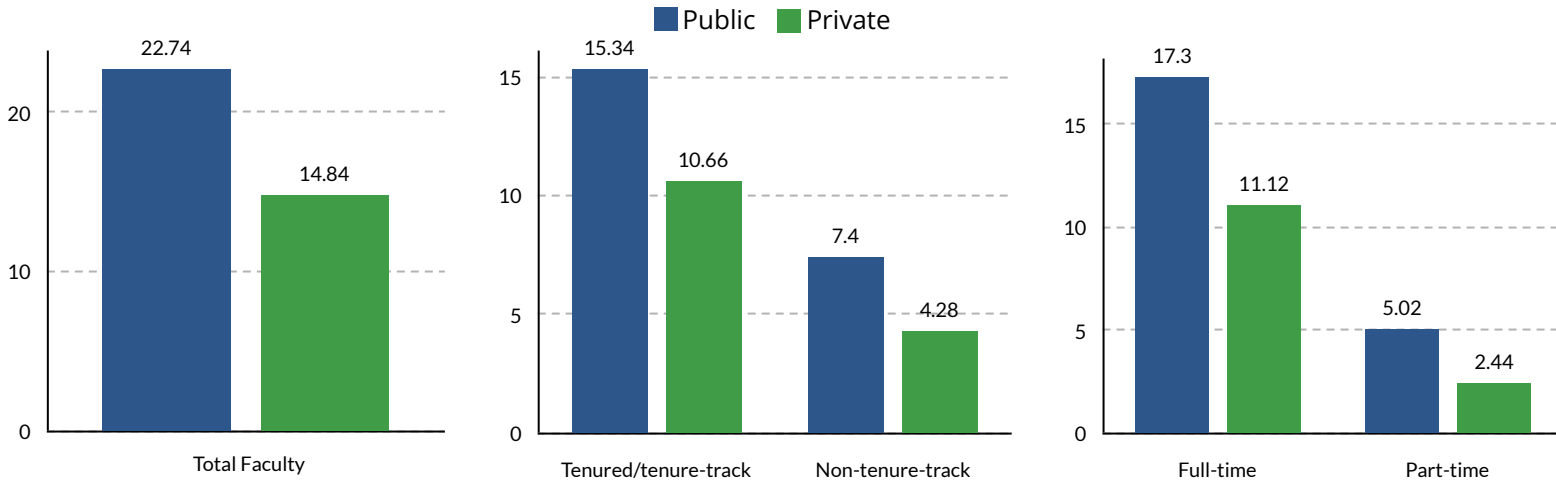
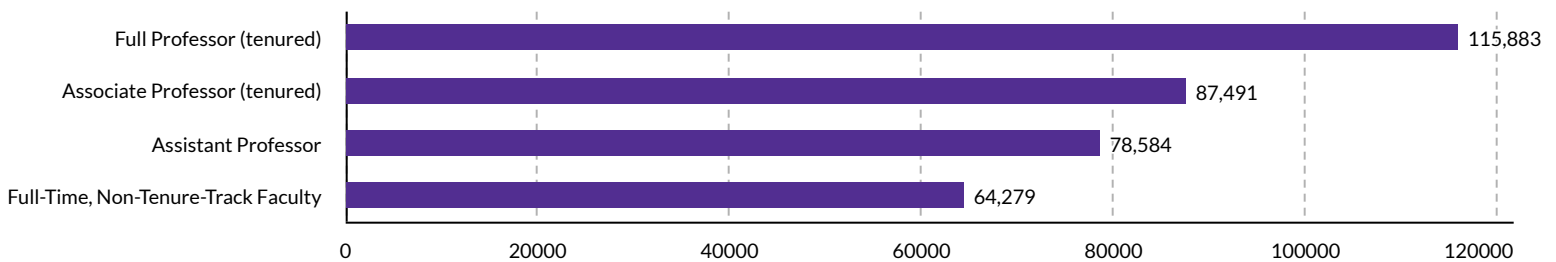
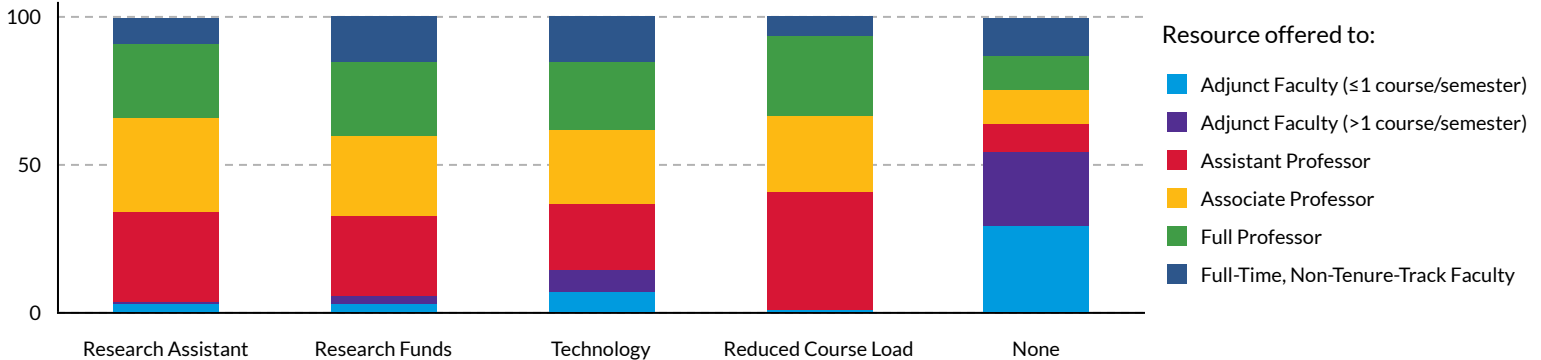


Figure 5: Average Faculty Salaries (USD/year)



Higher ranks (full and associate professors) saw small decreases in average pay compared to 2022-23, while lower ranks (assistant professors and full-time non-tenure-track faculty) saw small increases.

Figure 4: Professional Development Resources



APSA eJobs Signaling is still open!



The [APSA Signaling Initiative](#) is designed to streamline the job search process by helping connect interested job seekers with potential employers during the APSA Annual Meeting. Following a successful beta test in 2024, we are pleased to announce that the initiative will continue for the 2025 APSA Annual Meeting this September. Please direct any questions to us at surveys@apsanet.org.