

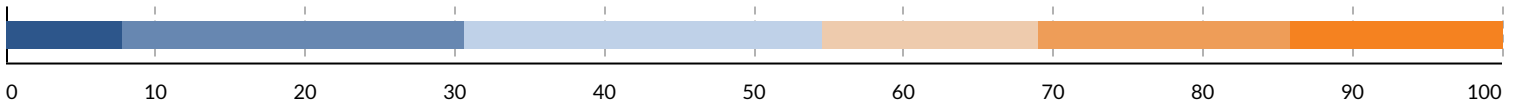
2025 APSA Graduate Student Survey

The 2025 Graduate Student survey was conducted in coordination with the Graduate Student Committee and collected 169 responses with the goal of better understanding the attitudes and concerns of graduate students with regard to financial security, jobseeking and careers, and department climate. Summarized below are some of the survey's key findings. For any questions, please contact us at surveys@apsanet.org.

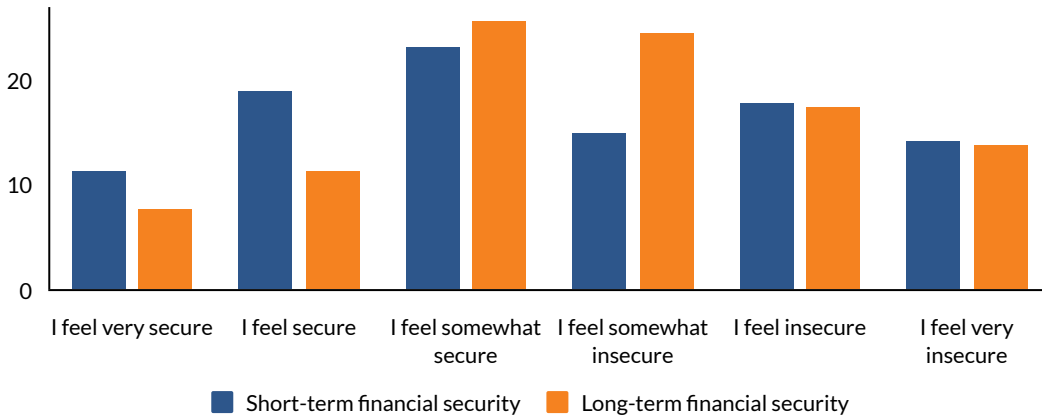
Figure 1: Financial Security

How satisfied are you with the base financial support that your institution provides (i.e., your fellowship, scholarship, salary, or stipend)?

Very satisfied Satisfied Somewhat satisfied Somewhat unsatisfied Unsatisfied Very unsatisfied



Overall, how do you feel about your financial security?



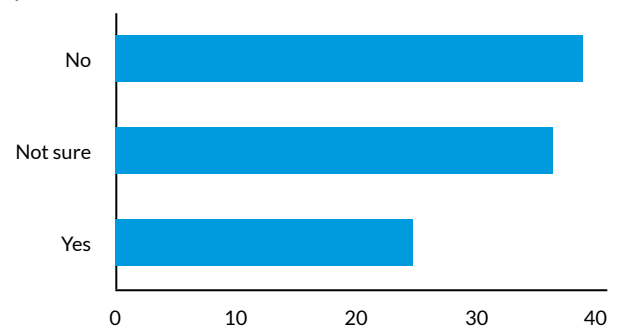
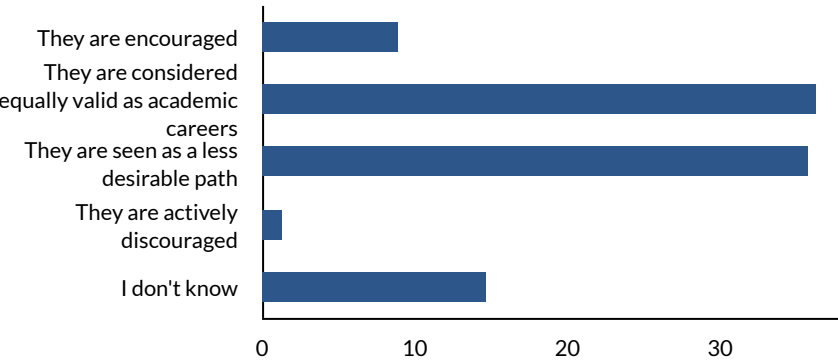
48.8%
percent of graduate students have accepted additional on-campus employment to support themselves or their family

33.5%
percent of graduate students have accepted additional off-campus employment to support themselves or their family

Figure 2: Nonacademic Careers

What best reflects the prevailing attitude in your department or program toward graduate students pursuing nonacademic careers?

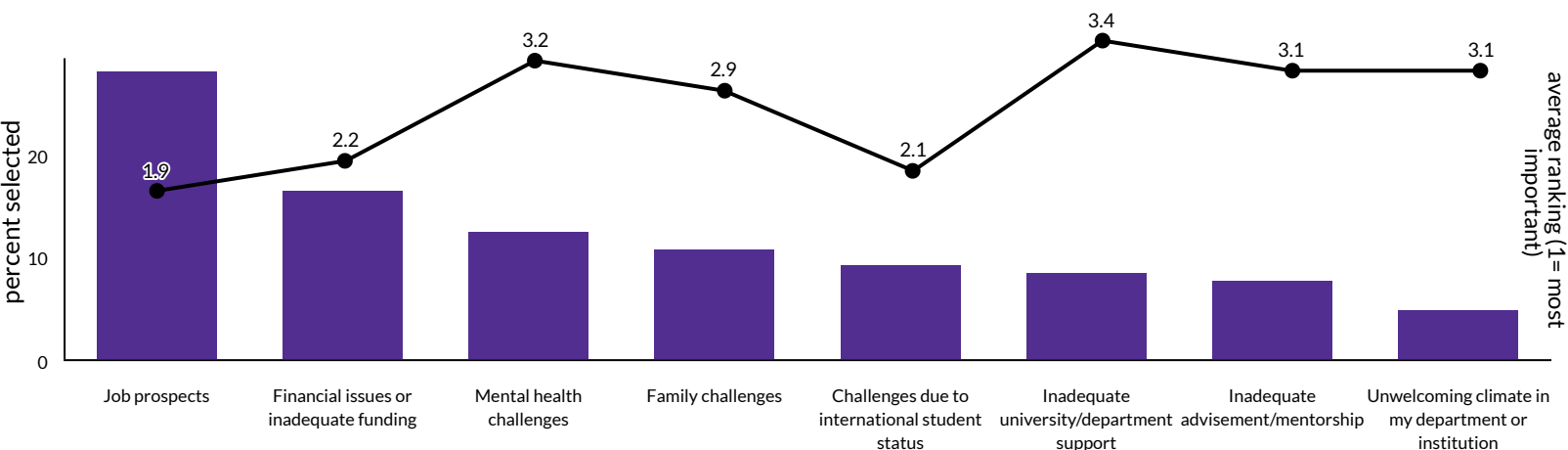
Does your department have resources for doctoral students to assist them to find nonacademic positions?



Questions about nonacademic careers were characterized by high proportions of "don't know" responses,

Figure 3: Challenges and Concerns

What are the top issues you are facing as a graduate student, recent graduate, or job seeker in political science?



All data from the 2025 APSA Graduate Student Survey. Nonresponses and responses of "other" are not shown in the figures above.