

Graduate Student Survey: Participant Characteristics and Finances

The 2026 APSA Graduate Student Survey, conducted from February to April 2026, gathered responses from 207 graduate students in political science and closely related fields (e.g. public administration). The survey collected information about respondents' field of study, finances, career preparation resources, job market outcomes, key challenges and resources needed. Presented below is an overview of some of the survey's findings, focusing on participant characteristics and financial situation. For any questions, please contact us at surveys@apsanet.org.

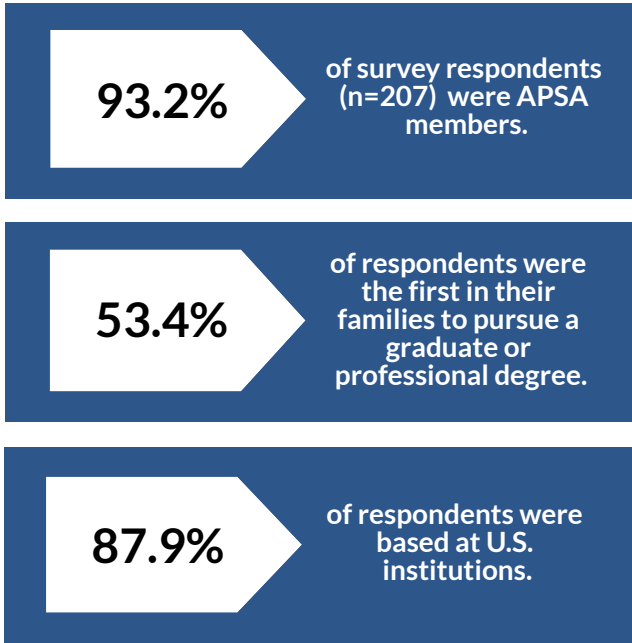


Figure 1: Distribution of Survey Respondents

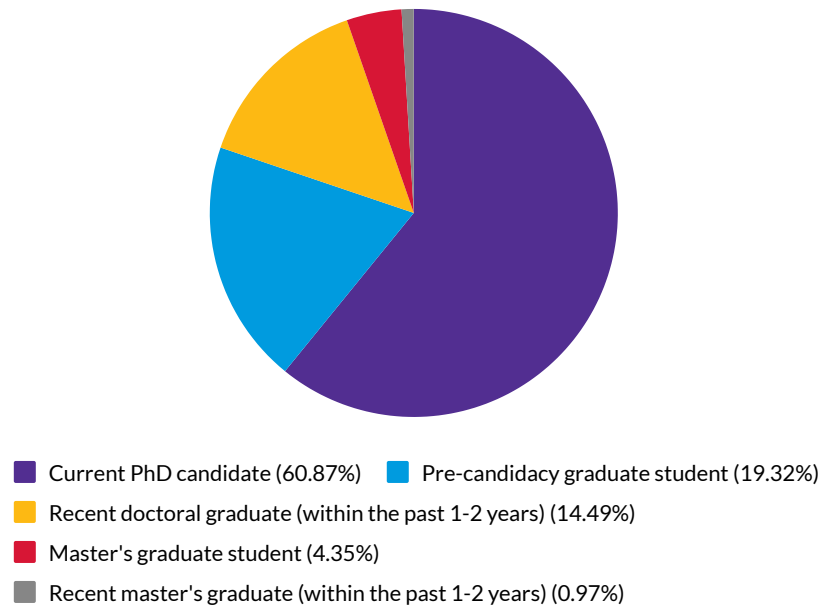
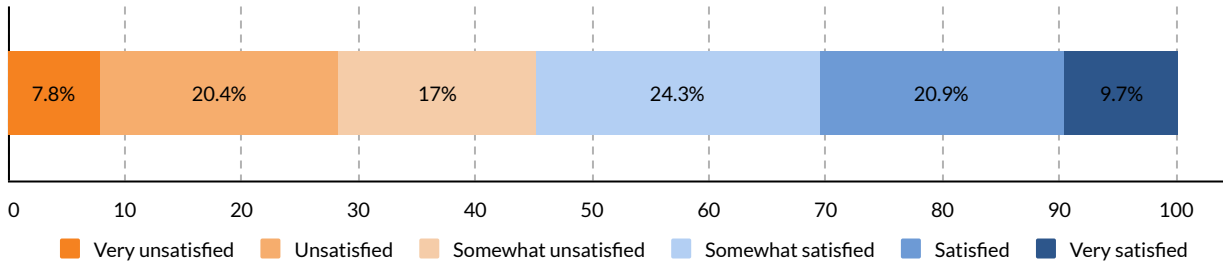


Figure 2: Graduate Student Satisfaction with Base Financial Support

How satisfied are you with the base financial support that your institution provides (i.e., your fellowship, scholarship, salary, or stipend)?



55.8% of respondents had taken on additional on-campus employment to support themselves or their family financially.

Figure 3: Insurance Provided by Institution

As a graduate student, do you have health, dental or vision insurance through your institution?

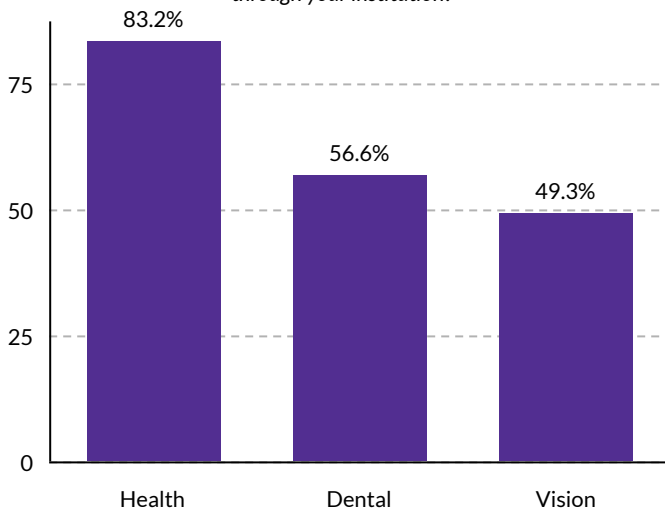
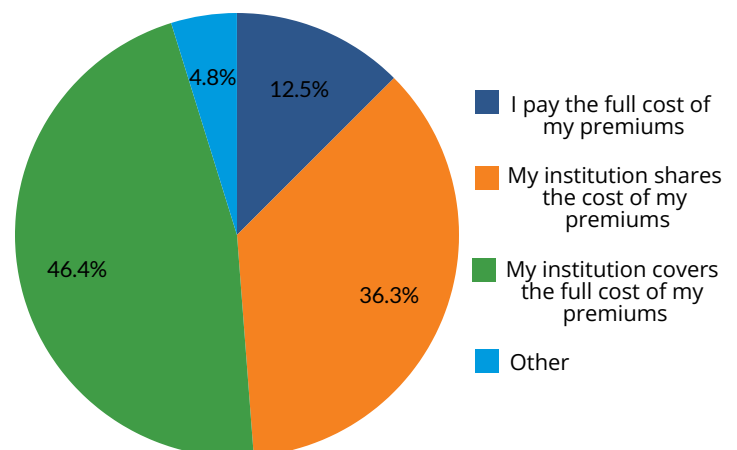


Figure 4: Payment Structure of Insurance Premiums

How is the payment of your insurance premiums structured?



A large majority (83.2%) of graduate students reported that their institution provided health insurance. Dental and vision insurance were offered at lower rates (56.6% for dental, 49.3% for vision). Of students offered insurance by their institution, not quite half (46.4%) said their premiums were fully covered by their institution, with slightly more than a third (36.3%) reporting that their institution subsidized or shared their premium costs.