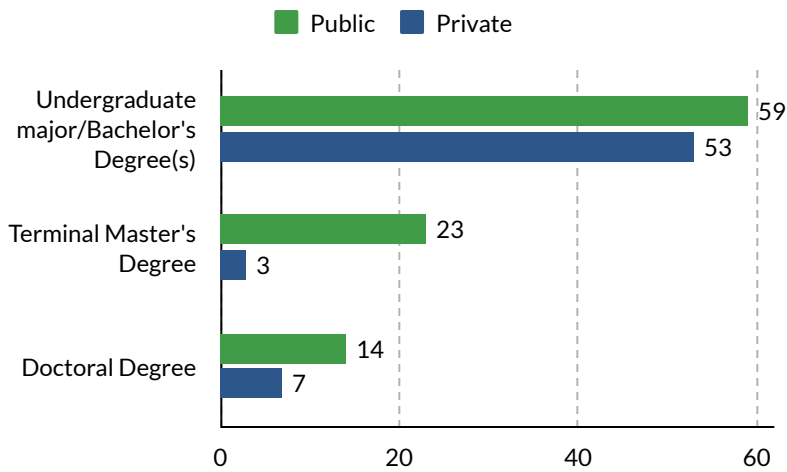


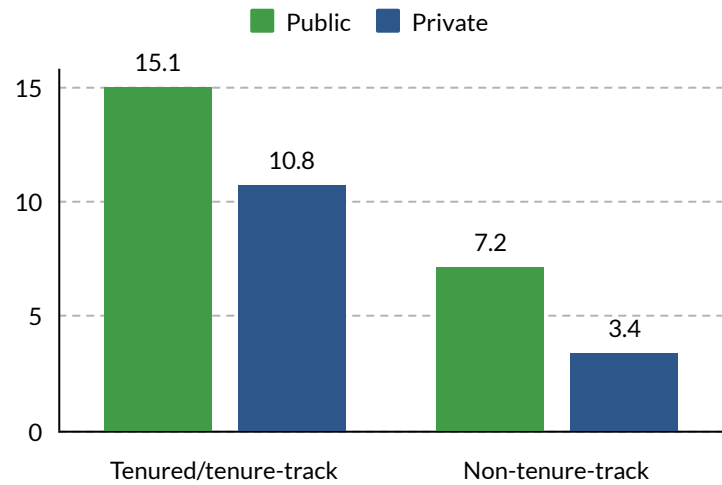
# APSA Departmental Survey: Faculty and Salaries

Part Two of the APSA Departmental Survey, conducted from March to May 2026, collected responses from 113 academic departments and gathered information about the number and salary of political science faculty within each department, as well as resources and benefits provided to faculty. Presented below is an overview of the survey's findings. For more information, view the Departmental Survey Dashboard or the 2024-25 Departmental Survey Report, both available on the APSA website at <https://apsanet.org/resources/data-on-the-profession>. For any questions, please contact us at [surveys@apsanet.org](mailto:surveys@apsanet.org).

**Figure 1: Respondents by Institution Type and Degrees Offered**



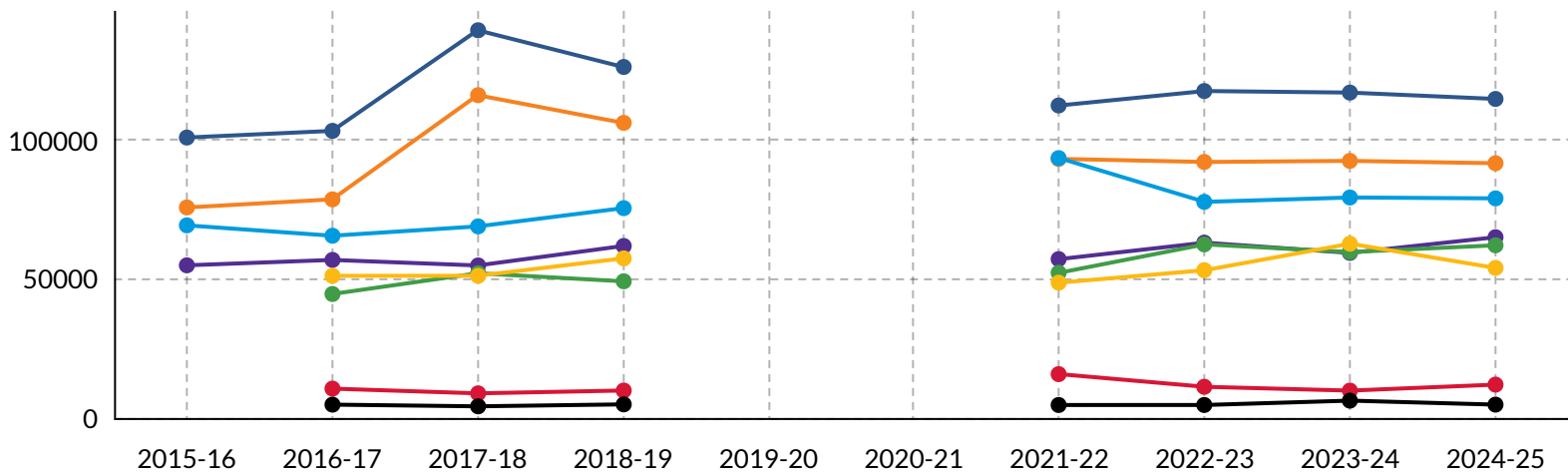
**Figure 2: Average Number of Faculty by Tenure Status**



**Figure 3: Average Faculty Salary (USD/pay term), 2015-2025**

Data unavailable for 2019-20 and 2020-21 academic years. Data for postdocs and contingent faculty is unavailable for 2015-16.

- Full Professor (tenured)
- Associate Professor (tenured)
- Assistant Professor (tenure-track)
- Full-Time Non-Tenure-Track Faculty
- Postdoc
- Adjunct Faculty (>1 course per semester)
- Adjunct Faculty (≤1 course per semester)
- Visiting Professor (any rank)



**52%** of responding institutions were public institutions.

**19%** of responding institutions had an active PhD program.

**18.5** faculty were employed on average within a responding department.

## Announcement: Organized Section Elections

APSA's Research Department offers assistance with the running of Organized Section elections, including selection of section leadership and changes to section bylaws. Sections that plan to present new leadership or bylaws at the APSA Annual Meeting in September are encouraged to contact the research team at [surveys@apsanet.org](mailto:surveys@apsanet.org) for any assistance in holding elections over the summer.